


Tight Buffer Distribution Plenum Cable

Type OFNP, CSA FT6

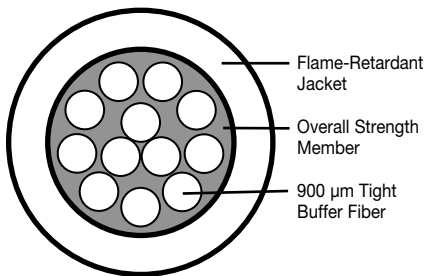


CATALOG NUMBER	FIBER COUNT	NO. OF SUB-UNITS	NOMINAL CABLE DIAMETER		NOMINAL CABLE WEIGHT		MAXIMUM TENSILE LOAD			
			IN	mm	LBS/1000'	kg/km	INSTALLATION		IN-SERVICE	
							LBS	N	LBS	N
XX0021PNU	2	—	0.17	4	12	17	225	1000	65	290
XX0041PNU	4	—	0.18	5	14	20	225	1000	65	290
XX0061PNU	6	—	0.18	5	16	24	225	1000	65	290
XX0081PNU	8	—	0.21	5	18	27	245	1090	70	311
XX0121PNU	12	—	0.22	6	23	34	320	1423	112	500
XX0181PNU	18	—	0.31	8	42	63	320	1423	112	500
XX0241PNU	24	—	0.32	8	45	67	320	1423	112	500
XX0361P1D	36	6	0.61	16	151	225	1000	4448	335	1490
XX0481P1D	48	4	0.58	15	135	200	1000	4448	335	1490
XX0601P1D	60	5	0.67	17	186	277	1000	4448	335	1490
XX0721P1D	72	6	0.73	19	217	323	1000	4448	335	1490
XX0961P1D	96	8	0.86	22	312	464	1500	6672	500	2224
XX1201P1D	120	10	0.96	24	374	556	1500	6672	500	2224
XX1441P1D	144	12	0.96	24	394	586	1500	6672	500	2224

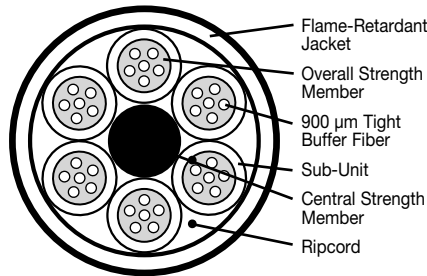
XX denotes glass type.

A complete listing of NextGen® Brand glass types is specified on page 3 of this catalog.

Typical Cross-Sections



PNU ≤ 24 Fiber



P1D ≥ 36 Fiber

Hybrid designs (containing singlemode and multimode fiber) and composite designs (containing copper conductors) are also available.

Ordering Part Number Example

BE0241PNU or BE0361P1D

50 µm multimode, 24 or 36 fibers, tight buffer distribution plenum

Please see pages 4 and 5 for a complete guide on part number selection and ordering information.

Product Construction:

Fiber:

- 2–144 fibers
- 900 µm tight buffer
- Color-coding per TIA/EIA 598 B

Central Strength Member:

- Epoxy/glass rod (P1D)

Overall Strength Member:

- Aramid fiber yarn

Jacket:

- Flame-retardant compound or fluoropolymer
- Sequential footage markings*
- Orange jacket—multimode fibers (except 10 Gbps)
- Aqua jacket—10 Gbps multimode fibers
- Yellow jacket—singlemode fibers

Features:

- Lightweight, flexible design simplifies installation
- Tight buffer provides individual fiber protection
- Tight buffered fibers are easy to handle and strip for field connectorization
- Sub-units are numbered for identification

Performance:

- Temperature:
 - Storage -40°C (-40°F) to +70°C (+158°F)
 - Installation 0°C (+32°F) to +50°C (+122°F)
 - Operating -20°C (-4°F) to +70°C (+158°F)
- Minimum Bend Radius:
 - 20 X OD—Installation
 - 10 X OD—In-Service
- Maximum Crush Resistance:
 - 850 lbs/in (1485 N/cm)
- Maximum Vertical Rise—1,640 ft (500 m)

Applications:

- Intrabuilding voice or data communication backbones
- ETL Listed Type OFNP for installation in ducts, plenums and other spaces used as environmental air returns when installed in accordance with NEC article 770.154 and 770.179

Compliances:

- ETL Listed Type OFNP
- CSA FT6
- TIA 568 C.3
- ICEA S-83-596
- GR-409
- RoHS Compliant Directive 2011/65/EU

Option:

- Ripcord available on PNUs, comes as standard on P1Ds

*Sequential meter markings available upon request

