


Product Specifications

Category 6A MT-Series Screened Patch Panels



KEY FEATURES

- Exceeds ANSI/TIA-568-C.2 component performance specifications
- Meets IEEE 802.3an 10 Gigabit Ethernet transmission requirements
- Overall solid-metal shielding design for 360° screen coverage
- Removable rear cable management bar
- Improved wire retention and ease of termination with rear 110 type contacts
- Slim profile for the highest density applications
- Cold-rolled steel construction for maximum strength and durability
- Easy-to-read T568A/B wiring scheme color-coded label

The Signamax Category 6A MT-Series Screened Patch Panels are designed to offer a complete panel and jack option. The MT-series includes the option of a 24, 48, or 72 port panel, black snap-in keystone jacks, and a cable management bar. This unique design allows easy termination and greater flexibility for future adds, moves or changes, giving installers the perfect cost effective solution for Category 6A applications.

The keystone jacks' solid-metal shielding eliminates EMI, and in lieu of fixed termination, a standard single-position 110 termination tool or a specialized Signamax multi-pair tool can be used. For easy circuit identification, each port designation features a labeling area with a reference number. The keystone jacks are rated for a minimum of 750 plug insertions providing for the highest level of system reliability.

ORDERING INFORMATION

PART NO.	DESCRIPTION
24458S-C6A	24-Port Category 6A MT-Series Screened Patch Panel, 1.75" H
48458S-C6A	48-Port Category 6A MT-Series Screened Patch Panel, 3.50" H
72458S-C6A	72-Port Category 6A MT-Series Screened Patch Panel, 3.50" H

Panels are supplied as a kit, which includes the panel, black MT-Series screened jacks per port count, a cable management bar per RMU, and cable ties.

For panels with other keystone jack color options contact Customer Service.

SPECIFICATIONS

TRANSMISSION PERFORMANCE

ANSI/TIA-568-C.2: exceeds category 6A (1-500 MHz) component specifications

TRANSMISSION MEDIA

Unscreened twisted pair (U/UTP) or screened (U/STP, F/UTP, F/STP, S/UTP, S/STP, SF/UTP, SF/STP) twisted pair

Cable Diameter:

Min: 0.20" (5 mm)
Max: 0.35" (9 mm)

JACK TYPE

8p8c (8-position, 8-contact) "RJ45" type

WIRING SCHEME (See Figure 1)

ANSI/TIA-568-C.2: T568A & T568B

ISO/IEC 11801 2nd Ed.: 8-position pin/pair assignment (1-2/3-6/4-5/7-8)

WIRE GAUGE

22 to 24 AWG (0.64 to 0.51 mm)

CONSTRUCTION

Panel:

Front: Steel with corrosive resistant black finish

Rear: Steel

Cable management bar: Steel with nickel plating

Jack:

Housing: High-impact thermoplastic, UL94V-0 fire-retardant

Contacts: Phosphor bronze alloy plated with min 50 µin of gold over 70 µin to 100 µin of nickel plating

IDC: 110 type, phosphor bronze alloy with 100-µin 100% tin alloy

MECHANICAL

Total Contact Force: Min 800 g for 8 wire leads with FCC compliant 8p8c plug

Retention: 50 N (11 lbf) for 60 ± 5 s

Mating Cycle Life: Min 750 cycles with FCC compliant 8p8c plug

ELECTRICAL

Insulation Resistance: Min 500 MOhm @ 100 V_{dc}

Dielectric Withstanding Voltage:

1,000 V_{dclac} peak contact-to-contact @ 60 Hz for 1 min

1,500 V_{dclac} peak contact-to-panel @ 60 Hz for 1 min

Spring Wire Contact Resistance: Max 20 mOhm

IDC Contact Resistance: Max 2.5 mOhm

Current Rating: See Figure 2

MOUNTING DIMENSIONS:

Panel: 19-in rack mountable

Depth:

Management Bar Installed: 6.0" (153 mm)

Management Bar Uninstalled: 1.5" (38 mm)

Height:

24458S-C6A: 1 RMU (1.75" (44.45 mm))

48458S-C6A: 2 RMU (3.50" (88.90 mm))

72458S-C6A: 2 RMU (3.50" (88.90 mm))

Jack: 1.67" D x 0.58" W x 1.02" H (42.4 mm x 14.6 mm x 25.8 mm)

ENVIRONMENTAL CONDITIONS

Operating Temperature: 14 °F to 140 °F (-10 °C to 60 °C)

Storage Temperature: -40 °F to 158 °F (-40 °C to 70 °C)

Operating RH: 93% Max (non-condensing)

COMPLIANCE

ANSI/TIA-568-C.2, IEEE 802.3 ab, FCC Part 68 Subpart F, UL 94V-0, UL 1863, IEC 60603-7

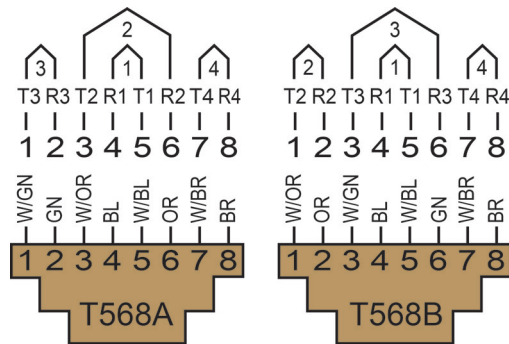
APPLICATIONS

X.21, V.11, S0, ISDN, CSMA/CD 10BASE-T, 100BASE-TX, 100BASE-T4, 100BASE-T2, 1000BASE-T, 10GBASE-T, TR 4/16/100, 100BASE-VG, ATM LAN 25/51/155, TP-PMD

WARRANTY

5 - Year Limited Component

Figure 1: Wiring Schemes



Detailed Back View




Figure 2: Current Rating

